


General Surgery

Product name: Laparoscope DF

Product number: 0028


Once: 364



Description:

Features of laparoscope:

1. Hopkins scrod lenses, Large, clear and bright field of view aroused in the optic system.
2. The illness can be observed directly through the laparoscope, and also observed through the pick-up head by connecting the through the monitor by removing the eyepiece cover and making the pick-up head connect to the screw of the eyepiece.
3. The connector of light cable of the laparoscope is matched with the reducer, make the laparoscope not only connect with optic light cable CME, but also connect with Storz, Wolf and the other foreign company.
4. A reducer is also supplied for the connecting of optic light cable and light source, can connecting with light source of CME, but also connecting with Storz, Wolf and the other foreign company.
5. The laparoscope with the "autoclave" mark is autoclavable



E0800B 0° Laparoscope Φ10mm,325mm



E1830B 30° Laparoscope Φ 5mm,290mm



E1800B 0° Laparoscope Φ 5mm,290mm

Veress needle and trocar



D4612 Veress needle L120MM



D4610 Veress needle L100mm



D4560 Trocar cannula Φ 6.6mm
D4562 Trocar, conical tip Φ 5.5mm




D4520 Trocar cannula Φ 11.3mm
D4522 Trocar, conical tip Φ 10mm



D4560 Trocar cannula $\Phi 6.6\text{mm}$
D4561 Trocar,pyramidal tip $\Phi 5.5\text{mm}$



D4520 Trocar cannula $\Phi 11.3\text{mm}$
D4521 Trocar,pyramidal tip $\Phi 10\text{mm}$



D4563 Protect trocar $\Phi 5\text{mm}$



D4566 Protect trocar $\Phi 10\text{mm}$



D4701 Reducing cannula $\Phi 10\sim\Phi 5$



D4701B Reducing cannula L80mm







Dissecting forceps







D5001B Dissecting forceps $\Phi 5\text{mm}$,
330mm rotating 360°



D5003B 3° Dissecting forceps $\Phi 5\text{mm}$,
330mm rotating 360°

	
D5004B 30° Dissecting forceps Φ 5mm, 330mm rotating360°	D5301B Double action scissors, straight Φ 5mm, 330mm rotating360°
	
D5302B Double action scissors, curved Φ 5mm, 330mm rotating360°	D5303 Half-action mini-scissors Φ 5mm, 330mm rotating360°
	
D5304 Half-action scissors straight Φ 5mm, 330mm rotating360°	D5305 Half-action scissors curved Φ 5mm, 330mm rotating360°

Insulated forceps

	
D6502B 3° Insulated grasping forceps Φ 5mm, 330mm rotating360°	D6503B 30° Insulated grasping forceps Φ 5mm, 330mm rotating360°
	
D5019 Insulated grasping forceps Φ 5mm,	D5307 Left curved half scissors, insulated Φ 5.5mm,

330mm rotating360°

330mm rotating360°

Cholecyst grasping forceps

The main purposes are used for clamping and fixing the cholecyst and the other tissues in the course of operation and taking out the cut ill tissues



D5014 Biopsy grasping forceps $\Phi 10\text{mm}$, 330mm rotating360°



D5002 2×3Teeth claw forceps $\Phi 10\text{mm}$, 330mm rotating360°





D5010B Choleeystic arc grasping forceps $\Phi 5\text{mm}$, 330mm rotating360°



D5011B Grasping forceps,cholecyst arc shape $\Phi 10\text{mm}$, 330mm rotating360°







D5012 Atraumatic forceps with flat tip(U shape spring handle) Φ 5mm, 330mm

D5012 Atraumatic forceps with flat tip(U shape spring handle) Φ 5mm, 330mm

D5017 Spring teeth forceps Φ 5mm, 330mm

Ligation clip D5020 Ligation clip Φ 5mm, 342mm

D5940 Dividing instrument Φ 5mm, 330mm

Insulating electrode D6401 Electro-hook, L style Φ 5mm, 330mm

D6404 L Shape right angle electro-hook Φ 5mm, 330mm

	
D6403 Coagulator Φ 5mm	D6402 Electro-spatula Φ 5mm
	
D6408 Electro needle Φ 5mm, 330mm	D6408 Coagulation knife Φ 5mm, 330mm

Clipapplier

Mainly used in clipping titanium clips so as to ligature blood vessels and bladder vessel



D5005 Clip applicator(Single style) Φ 10mm, 330mm 360°



D5006B Clip applicator(Double-action style) Φ 10mm, 330mm




D5801 Titanium clip



Windtight Cap (Φ 10mm, Φ 5mm)

Suction unit



D4403 Irrigation suction apparatus Φ 5mm, 330mm



D4403A Irrigation suction apparatus $\Phi 5\text{mm}\sim\Phi 10\text{mm}$, 330mm

Needle holder



D5301 Needle holder $\Phi 4.2\text{mm}$, 320mm



D5030 Needle holder $\Phi 5\text{mm}$, 330mm


Operation lifting hook、Cholelith collector and dividing instrument



D5930 Operation lifting hook $\Phi 8.7\text{mm}$, 245mm



D4715 Cholelith collector $\Phi 15\text{mm}$, 330mm



D4720 Cholelith collector $\Phi 20\text{mm}$, 330mm

Lifting uterine instrument、Uterine cervical forceps



D5041 Lifting uterine instrument(head adjustable) 30°, 45°



D5042 Uterine cervical forceps



D5902 Three leaf board Φ 10mm



1. Connecting to CME light guide cable
- Connecting to OL YMPUS light guide cable
- Connecting to OL YMPUS light guide cable
2. Connecting to OL ACMI light guide cable
3. Connecting to OL WOLF light guide cable



D8413 HF cord



U8725 Light cable Φ 5mm, 2mm

- 1.Connecting to CME light cable
Connecting to WOLF light cable
- 2.Connecting to STORZ light cable

Product name: HF ELECTROTOME DG

Product number: 0029

Once: 121



Description:

Description:

The medical electrical products are developed latestly by CME company has the features of vaporization, mixture of resection and cutting, coagulation and homeostasis function , these are fitful for the operation under the laparoscope and many kinds of endoscope of cavity

- 1.Output power for cutting: 300W
- 2.Output power for coagulation 120W
- 3.working frequency : 350KHZ
- 4.Adopt the advanced peak power system (PPS): in the design of the HF electrome DG, by use of the PPS as smart assistant tools, the

time delay is effectively avoided at the beginning of the cutting, ensures the results a complete coincidence from the beginning of cutting to the end. In addition the Intel HF electrotome and Yuesheng HF electrotome can be choosed.



U9330 Capacity HF electrotome 350W



U9331 Intel HF electrotome 350W



U9333 Yuesheng HF electrotome 350W